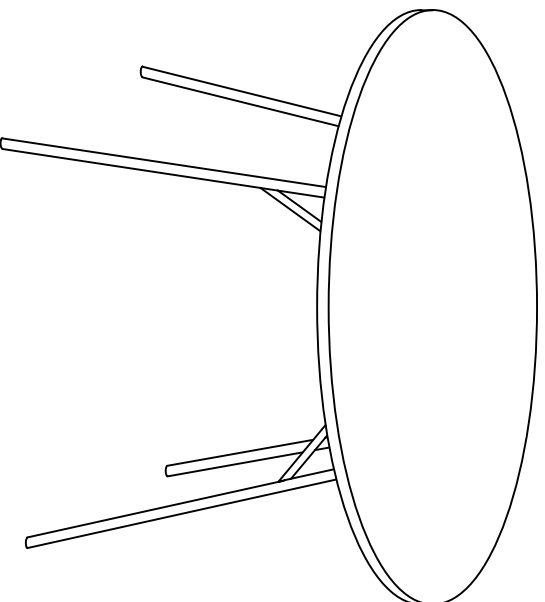





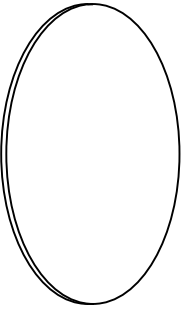
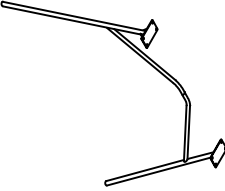
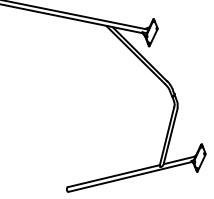


ASSEMBLY INSTRUCTION
N 1135 (Dining Table)
(Miles)



HARDWARE INCLUDED		
Ltr.	Qty.	
A	01	 Allen Wrench
B	16	 M6 x 15 Allen Bolt
C	01	 M6 x 30 Allen Bolt
D	17	 M6 Spring washer
E	17	 M6 Flat washer

COMPONENTS		
Ltr.	Qty.	
F	01 pc	 Table top
G	01 pc	 Metal Leg #1
H	01 pc	 Metal Leg #2

ASSEMBLY INSTRUCTION
N 1135 (Dining Table)
(Miles)

